

# ACI Racing Weekend Misano, 4-5 Maggio 2024

## TCR Italy - Classifica Gara 1

Misano Circuit Sic 58 4.226 m

Laps 17 = 71,842 km - Avg 145,138 km/h - Race Time 29'41.966

No.	Driver	Nat	Entrant	Team	Car	Class	Laps	Time	Gap	Rel.	Fastest Lap
1	<b>76 LEY</b> Alex	GBR	Target	Target	Hyundai Elantra N	TCR	17	29'41.966		3	<b>1'42.561</b>
2	<b>4 TAVANO</b> Salvatore	ITA	Tavano Salvatore	Girasole	Cupra Leon VZ	TCR	17	29'48.475	<b>6.509</b>	<b>6.509</b>	3 1'43.010
3	<b>87 PARK</b> Junui	KOR	Solite Indigo Racing	Solite Indigo Racing	Hyundai Elantra N	TCR	17	29'56.845	<b>14.879</b>	<b>8.370</b>	3 1'43.182
4	<b>7 KIM</b> Hwarang	KOR	Target	Target	Hyundai Elantra N	TCR	17	30'04.598	<b>22.632</b>	<b>7.753</b>	4 1'43.349
5	<b>9 POLONI</b> Matteo	ITA	Poloni Matteo		Audi RS3 LMS	TCR	17	30'05.456	<b>23.490</b>	<b>0.858</b>	3 1'43.025
6	<b>17 TAYLOR</b> Nicolas	CAN	Best Lap	PMA Motorsport	Audi RS3 LMS	TCR	17	30'06.441	<b>24.475</b>	<b>0.985</b>	3 1'43.144
7	<b>90 BABUIN</b> Denis	ITA	Babuini Denis	Planet Motorsport	Audi RS3 LMS	TCR	17	30'07.751	<b>25.785</b>	<b>1.310</b>	2 1'43.600
8	<b>72 PELATTI</b> Sandro	ITA	Pelatti Sandro	PMA Motorsport	Audi RS3 LMS	TCR	17	30'16.039	<b>34.073</b>	<b>8.288</b>	2 1'44.353
9	<b>77 DANOVA</b> Federico	ITA	MM Motorsport	MM Motorsport	Honda Civic FK7	TCR	17	30'17.396	<b>35.430</b>	<b>1.357</b>	3 1'44.465
10	<b>91 MARTINEZ</b> Luciano	ARG	Martinez Luciano	Pinetti Motorsport	Audi RS3 LMS	TCR	17	30'18.509	<b>36.543</b>	<b>1.113</b>	5 1'43.771
11	<b>3 GURRIERI</b> Raffaele	ITA	Gurrieri Raffaele	Girasole	Cupra Leon VZ	TCR	17	30'27.428	<b>45.462</b>	<b>8.919</b>	3 1'45.220
12P	<b>38 BARBERI</b> Filippo	ITA	Aikoa Racing	Aikoa Racing	Audi RS3 LMS	TCR	17	30'35.369	<b>53.403</b>	<b>7.941</b>	2 1'43.502
13	<b>44 IMBERTI</b> Michele	ITA	Kombat Motorsport		Hyundai Elantra N	TCR	16	28'00.004	<b>1 Lap</b>	<b>1 Lap</b>	5 1'43.438
14	<b>64 LOSONCZY</b> Levente	HUN	ALM Motorsport	ALM Motorsport	Honda Civic FL5	TCR	16	29'53.645	<b>1 Lap</b>	<b>1'53.641</b>	3 1'43.170
15	<b>82 CIMENES</b> Jacopo	ITA	MM Motorsport	MM Motorsport	Honda Civic FL5	TCR	16	30'08.177	<b>1 Lap</b>	<b>14.532</b>	3 1'43.633
16	<b>97 PARK</b> Junesung	KOR	Solite Indigo Racing	Solite Indigo Racing	Hyundai Elantra N	TCR	16	30'43.977	<b>1 Lap</b>	<b>35.800</b>	11 1'43.099
17	<b>24 CITERA</b> Antonio	AUT	RTM Motorsport	RTM Motorsport	Honda Civic FK7	TCR	16	31'17.260	<b>1 Lap</b>	<b>33.283</b>	2 1'46.445
18P	<b>27 VOLT</b> Ruben	EST	ALM Motorsport	ALM Motorsport	Honda Civic FL5	TCR	16	31'26.914	<b>1 Lap</b>	<b>9.654</b>	4 1'42.951
19	<b>5 BARBERINI</b> Cosimo	ITA	Barberini Cosimo	NOS	Cupra Leon Competition	TCR	14	25'27.289	<b>3 Laps</b>	<b>2 Laps</b>	4 1'44.172
20	<b>8 BALDAN</b> Nicola	ITA	Aikoa Racing	Aikoa Racing	Audi RS3 LMS	TCR	14	27'05.643	<b>3 Laps</b>	<b>1'38.354</b>	4 1'42.694
----- <b>Not Classified</b> -----											
RET	<b>67 PELLEGRINI</b> Marco	ITA	Pellegrini Marco	Pinetti Motorsport	Audi RS3 LMS	TCR	9	19'17.002	<b>8 Laps</b>		2 1'43.454
RET	<b>81 REDUZZI</b> Damiano	ITA	Reduzzi Damiano	Trico WRT	Hyundai Elantra N	TCR	7	12'56.864	<b>10 Laps</b>		3 1'44.633
RET	<b>11 ROCCA</b> Paolo	ITA	ALM Motorsport	ALM Motorsport	Honda Civic FL5	TCR	6	10'33.019	<b>11 Laps</b>		3 1'43.627
RET	<b>12 COVINI</b> Gabriele	ITA	BRC Racing Team		Hyundai Elantra N	TCR	3	6'02.774	<b>14 Laps</b>		2 1'45.051
RET	<b>69 FOSSATI</b> Tommaso	ITA	Fossati Tommaso	FOX Racing Team	Audi RS3 LMS	TCR	2	3'42.156	<b>15 Laps</b>		2 1'45.470

Starting: 25 Classified: 20 Not Classified: 0 Retired: 5 Not Started: 0

Fastest Lap N. 3 No. 76 Alex Ley Time 1'42.561 Avg. 148,337 Km/h

Humidity:	67%	AIR	18°C
Condition:	DRY	Track	36°C

### Penalty and Infringement

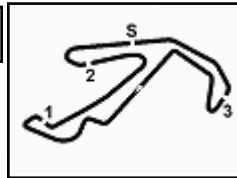
13.45	<b>38 F. BARBERI</b>	25 sec Time Penalty - Causing a collision in T14
17.11	<b>27 R. VOLT</b>	25 sec Time Penalty - Causing a collision in T10

Stewards : Ronny Guarini Franco Leoni Rino Mastronardi

	Start	End
04/05/2024	13:33	14:08

Powered by FICR PERUGIA TIMING





# ACI Racing Weekend Misano, 4-5 Maggio 2024

## TCR Italy - Classifica Master Gara 1

Misano Circuit Sic 58 4.226 m

Laps 17 = 71,842 km - Avg 143,068 km/h - Race Time 30'07.751

No.	Driver	Nat	Entrant	Team	Car	Class	Laps	Time	Gap	Rel.	Fastest Lap
1	<b>90 BABUIN</b> Denis	ITA	Babuin Denis	Planet Motorsport	Audi RS3 LMS	TCR	17	30'07.751		2	1'43.600
2	<b>72 PELATTI</b> Sandro	ITA	Pelatti Sandro	PMA Motorsport	Audi RS3 LMS	TCR	17	30'16.039	<b>8.288</b>	<b>8.288</b>	2 1'44.353
3	<b>3 GURRIERI</b> Raffaele	ITA	Gurrieri Raffaele	Girasole	Cupra Leon VZ	TCR	17	30'27.428	<b>19.677</b>	<b>11.389</b>	3 1'45.220
4	<b>24 CITERA</b> Antonio	AUT	RTM Motorsport	RTM Motorsport	Honda Civic FK7	TCR	16	31'17.260	<b>1 Lap</b>	<b>1 Lap</b>	2 1'46.445
5	<b>8 BALDAN</b> Nicola	ITA	Aikoa Racing	Aikoa Racing	Audi RS3 LMS	TCR	14	27'05.643	<b>3 Laps</b>	<b>2 Laps</b>	4 <b>1'42.694</b>
----- <b>Not Classified</b> -----											
RET	<b>67 PELLEGRINI</b> Marco	ITA	Pellegrini Marco	Pinetti Motorsport	Audi RS3 LMS	TCR	9	19'17.002	<b>8 Laps</b>		2 1'43.454
RET	<b>81 REDUZZI</b> Damiano	ITA	Reduzzi Damiano	Trico WRT	Hyundai Elantra N	TCR	7	12'56.864	<b>10 Laps</b>		3 1'44.633

Starting: 7    Classified: 5    Not Classified: 0    Retired: 2    Not Started: 0  
 Fastest Lap N. 4    No. 8 Nicola Baldan    Time 1'42.694    Avg. 148,145 Km/h

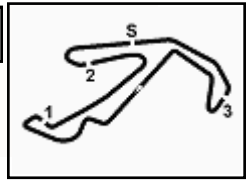
Humidity:	67%	AIR	18°C
Condition:	DRY	Track	36°C

Clerk of the Course : Fabrizio Fondacci

Race Director : Gianluca Marotta

	Start	End
04/05/2024	13:33	14:08





# ACI Racing Weekend Misano, 4-5 Maggio 2024

## TCR Italy - Classifica Rookie Gara 1

Misano Circuit Sic 58 4.226 m

Laps 17 = 71,842 km - Avg 143,172 km/h - Race Time 30'06.441

No.	Driver	Nat	Entrant	Team	Car	Class	Laps	Time	Gap	Rel.	Fastest Lap
1	<b>17 TAYLOR</b> Nicolas	CAN	Best Lap	PMA Motorsport	Audi RS3 LMS	TCR	17	30'06.441		3	<b>1'43.144</b>
2	<b>77 DANOVA</b> Federico	ITA	MM Motorsport	MM Motorsport	Honda Civic FK7	TCR	17	30'17.396	<b>10.955</b>	<b>10.955</b>	3 1'44.465
3	<b>91 MARTINEZ</b> Luciano	ARG	Martinez Luciano	Pinetti Motorsport	Audi RS3 LMS	TCR	17	30'18.509	<b>12.068</b>	<b>1.113</b>	5 1'43.771
4	<b>82 CIMENES</b> Jacopo	ITA	MM Motorsport	MM Motorsport	Honda Civic FL5	TCR	16	30'08.177	<b>1 Lap</b>	<b>1 Lap</b>	3 1'43.633
----- <b>Not Classified</b> -----											
RET	<b>12 COVINI</b> Gabriele	ITA	BRC Racing Team		Hyundai Elantra N	TCR	3	6'02.774	<b>14 Laps</b>		2 1'45.051

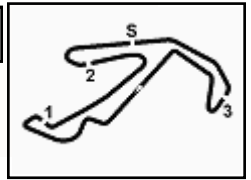
Starting: 5    Classified: 4    Not Classified: 0    Retired: 1    Not Started: 0  
 Fastest Lap N. 3    No. 17 Nicolas Taylor    Time 1'43.144    Avg. 147,499 Km/h

Humidity:	67%	AIR	18°C
Condition:	DRY	Track	36°C

Clerk of the Course : Fabrizio Fondacci

Race Director : Gianluca Marotta

	Start	End
04/05/2024	13:33	14:08



# ACI Racing Weekend Misano, 4-5 Maggio 2024

## TCR Italy - Classifica Under Gara 1

Misano Circuit Sic 58 4.226 m

Laps 17 = 71,842 km - Avg 145,138 km/h - Race Time 29'41.966

No.	Driver	Nat	Entrant	Team	Car	Class	Laps	Time	Gap	Rel.	Fastest Lap
1	<b>76 LEY</b> Alex	GBR	Target	Target	Hyundai Elantra N	TCR	17	29'41.966		3	<b>1'42.561</b>
2	<b>87 PARK</b> Junui	KOR	Solite Indigo Racing	Solite Indigo Racing	Hyundai Elantra N	TCR	17	29'56.845	<b>14.879</b>	<b>14.879</b>	3 1'43.182
3	<b>7 KIM</b> Hwarang	KOR	Target	Target	Hyundai Elantra N	TCR	17	30'04.598	<b>22.632</b>	<b>7.753</b>	4 1'43.349
4	<b>17 TAYLOR</b> Nicolas	CAN	Best Lap	PMA Motorsport	Audi RS3 LMS	TCR	17	30'06.441	<b>24.475</b>	<b>1.843</b>	3 1'43.144
5	<b>77 DANOVA</b> Federico	ITA	MM Motorsport	MM Motorsport	Honda Civic FK7	TCR	17	30'17.396	<b>35.430</b>	<b>10.955</b>	3 1'44.465
6	<b>91 MARTINEZ</b> Luciano	ARG	Martinez Luciano	Pinetti Motorsport	Audi RS3 LMS	TCR	17	30'18.509	<b>36.543</b>	<b>1.113</b>	5 1'43.771
7P	<b>38 BARBERI</b> Filippo	ITA	Aikoa Racing	Aikoa Racing	Audi RS3 LMS	TCR	17	30'35.369	<b>53.403</b>	<b>16.860</b>	2 1'43.502
8	<b>64 LOSONCZY</b> Levente	HUN	ALM Motorsport	ALM Motorsport	Honda Civic FL5	TCR	16	29'53.645	<b>1 Lap</b>	<b>1 Lap</b>	3 1'43.170
9	<b>82 CIMENES</b> Jacopo	ITA	MM Motorsport	MM Motorsport	Honda Civic FL5	TCR	16	30'08.177	<b>1 Lap</b>	<b>14.532</b>	3 1'43.633
10P	<b>27 VOLT</b> Ruben	EST	ALM Motorsport	ALM Motorsport	Honda Civic FL5	TCR	16	31'26.914	<b>1 Lap</b>	<b>1'18.737</b>	4 1'42.951
----- Not Classified -----											
RET	<b>11 ROCCA</b> Paolo	ITA	ALM Motorsport	ALM Motorsport	Honda Civic FL5	TCR	6	10'33.019	<b>11 Laps</b>		3 1'43.627
RET	<b>12 COVINI</b> Gabriele	ITA	BRC Racing Team		Hyundai Elantra N	TCR	3	6'02.774	<b>14 Laps</b>		2 1'45.051
RET	<b>69 FOSSATI</b> Tommaso	ITA	Fossati Tommaso	FOX Racing Team	Audi RS3 LMS	TCR	2	3'42.156	<b>15 Laps</b>		2 1'45.470

Starting: 13 Classified: 10 Not Classified: 0 Retired: 3 Not Started: 0

Fastest Lap N. 3 No. 76 Alex Ley Time 1'42.561 Avg. 148,337 Km/h

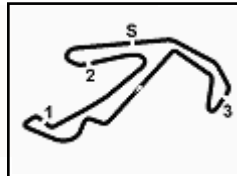
Humidity:	67%	AIR	18°C
Condition:	DRY	Track	36°C

Clerk of the Course : Fabrizio Fondacci

Race Director : Gianluca Marotta

Start	End
04/05/2024 13:33	14:08





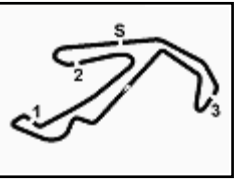
Misano Circuit Sic 58 4.226 m

**ACI Racing Weekend Misano, 4-5 Maggio 2024**
**TCR Italy - Contagiri Gara 1**

		Lap																
	1	2	3	4	5	6	7	8	9	10	11	12	13	14	15	16	17	
1	76	76	76	76	76	76	8	8	8	8	8	8	76	76	76	76	76	
2	17	17	17	8	8	8	76	76	76	76	76	76	44	44	44	44	4	
3	7	7	8	17	7	7	7	27	27	7	87	87	4	4	4	4	87	
4	8	8	7	7	27	27	27	7	7	87	7	44	87	87	87	87	7	
5	4	4	4	4	87	87	87	87	87	4	44	4	7	7	7	7	9	
6	87	87	87	27	4	4	97	97	4	44	4	7	17	17	17	17	17	
7	27	27	27	87	97	97	4	4	44	17	17	17	9	9	9	9	90	
8	90	90	90	97	17	17	44	44	17	90	90	90	90	90	90	90	38	
9	97	97	97	11	11	11	17	17	90	9	9	9	38	38	38	38	72	
10	11	11	11	44	44	44	90	90	9	38	38	38	72	72	72	72	77	
11	44	44	44	90	90	64	9	9	38	72	72	72	77	77	77	77	91	
12	82	82	82	64	64	90	38	38	72	5	5	77	91	91	91	91	3	
13	38	38	38	67	67	67	67	67	5	77	77	91	5	3	3	3		
14	67	67	67	38	38	9	72	72	77	91	91	5	3	24	64	64		
15	64	64	64	9	9	38	5	5	91	3	3	3	8	5	82	82		
16	72	72	9	72	72	72	91	77	3	27	24	24	24	27	97	97		
17	81	81	72	81	81	81	77	91	24	24	27	27	27	64	24	27		
18	12	9	81	5	5	5	64	3	97	64	64	64	64	82	27	24		
19	69	12	5	77	77	91	3	24	64	82	82	82	82	8				
20	9	91	77	91	91	77	24	64	82	97	97	97	97					
21	91	69	3	82	3	3	81	82	67									
22	5	5	91	3	24	24	82											
23	77	77	24	24	82	82												
24	3	3	12															
25	24	24																

Final Result		
1	<b>76 LEY A.</b>	Laps 17
2	<b>4 TAVANO S.</b>	6.509
3	<b>87 PARK J.</b>	14.879
4	<b>7 KIM H.</b>	22.632
5	<b>9 POLONI M.</b>	23.490
6	<b>17 TAYLOR N.</b>	24.475
7	<b>90 BABUIN D.</b>	25.785
8	<b>72 PELATTI S.</b>	34.073
9	<b>77 DANOVA F.</b>	35.430
10	<b>91 MARTINEZ L.</b>	36.543
11	<b>3 GURRIERI R.</b>	45.462
12	<b>38 BARBERI F. (P)</b>	53.403
13	<b>44 IMBERTI M.</b>	1 Lap
14	<b>64 LOSONCZY L.</b>	1 Lap
15	<b>82 CIMENES J.</b>	1 Lap
16	<b>97 PARK J.</b>	1 Lap
17	<b>24 CITERA A.</b>	1 Lap
18	<b>27 VOLT R. (P)</b>	1 Lap
19	<b>5 BARBERINI C.</b>	3 Laps
20	<b>8 BALDAN N.</b>	3 Laps
RET	<b>67 PELLEGRINI M.</b>	8 Laps
RET	<b>81 REDUZZI D.</b>	10 Laps
RET	<b>11 ROCCA P.</b>	11 Laps
RET	<b>12 COVINI G.</b>	14 Laps
RET	<b>69 FOSSATI T.</b>	15 Laps




**ACI Racing Weekend Misano, 4-5 Maggio 2024**
**TCR Italy - Best Sectors & Speed Gara 1**
**RESULTS**

			Laps
1	<b>76 LEY</b> Alex	Hundai Elantra N	17
2	<b>4 TAVANO</b> Salvatore	Cupra Leon VZ	6.509
3	<b>87 PARK</b> Junui	Hundai Elantra N	14.879
4	<b>7 KIM</b> Hwarang	Hundai Elantra N	22.632
5	<b>9 POLONI</b> Matteo	Audi RS3 LMS	23.490
6	<b>17 TAYLOR</b> Nicolas	Audi RS3 LMS	24.475
7	<b>90 BABUIN</b> Denis	Audi RS3 LMS	25.785
8	<b>72 PELATTI</b> Sandro	Audi RS3 LMS	34.073
9	<b>77 DANOVA</b> Federico	Honda Civic FK7	35.430
10	<b>91 MARTINEZ</b> Luciano	Audi RS3 LMS	36.543
11	<b>3 GURRIERI</b> Raffaele	Cupra Leon VZ	45.462
12	<b>38 BARBERI</b> Filippo	Audi RS3 LMS	53.403
13	<b>44 IMBERTI</b> Michele	Hundai Elantra N	1 Lap
14	<b>64 LOSONCZY</b> Levente	Honda Civic FL5	1 Lap
15	<b>82 CIMENES</b> Jacopo	Honda Civic FL5	1 Lap
16	<b>97 PARK</b> Junesung	Hundai Elantra N	1 Lap
17	<b>24 CITERA</b> Antonio	Honda Civic FK7	1 Lap
18	<b>27 VOLT</b> Ruben	Honda Civic FL5	1 Lap
19	<b>5 BARBERINI</b> Cosimo	Cupra Leon Competition	3 Laps
20	<b>8 BALDAN</b> Nicola	Audi RS3 LMS	3 Laps
RET	<b>67 PELLEGRINI</b> Marco	Audi RS3 LMS	8 Laps
RET	<b>81 REDUZZI</b> Damiano	Hundai Elantra N	10 Laps
RET	<b>11 ROCCA</b> Paolo	Honda Civic FL5	11 Laps
RET	<b>12 COVINI</b> Gabriele	Hundai Elantra N	14 Laps
RET	<b>69 FOSSATI</b> Tommaso	Audi RS3 LMS	15 Laps

**SPEED**

1	<b>9 POLONI</b> Matteo	Audi RS3 LMS	206,9
2	<b>38 BARBERI</b> Filippo	Audi RS3 LMS	202,2
3	<b>90 BABUIN</b> Denis	Audi RS3 LMS	202,2
4	<b>3 GURRIERI</b> Raffaele	Cupra Leon VZ	201,1
5	<b>4 TAVANO</b> Salvatore	Cupra Leon VZ	200,7
6	<b>8 BALDAN</b> Nicola	Audi RS3 LMS	200,7
7	<b>27 VOLT</b> Ruben	Honda Civic FL5	200,7
8	<b>91 MARTINEZ</b> Luciano	Audi RS3 LMS	200,7
9	<b>11 ROCCA</b> Paolo	Honda Civic FL5	200,4
10	<b>17 TAYLOR</b> Nicolas	Audi RS3 LMS	200,4
11	<b>82 CIMENES</b> Jacopo	Honda Civic FL5	200,0
12	<b>72 PELATTI</b> Sandro	Audi RS3 LMS	199,3
13	<b>67 PELLEGRINI</b> Marco	Audi RS3 LMS	199,3
14	<b>97 PARK</b> Junesung	Hundai Elantra N	198,9
15	<b>87 PARK</b> Junui	Hundai Elantra N	198,9
16	<b>5 BARBERINI</b> Cosimo	Cupra Leon Competition	198,5
17	<b>12 COVINI</b> Gabriele	Hundai Elantra N	198,5
18	<b>64 LOSONCZY</b> Levente	Honda Civic FL5	198,5
19	<b>69 FOSSATI</b> Tommaso	Audi RS3 LMS	197,8
20	<b>7 KIM</b> Hwarang	Hundai Elantra N	197,4
21	<b>44 IMBERTI</b> Michele	Hundai Elantra N	197,1
22	<b>81 REDUZZI</b> Damiano	Hundai Elantra N	197,1
23	<b>76 LEY</b> Alex	Hundai Elantra N	196,4
24	<b>24 CITERA</b> Antonio	Honda Civic FK7	196,4
25	<b>77 DANOVA</b> Federico	Honda Civic FK7	196,4

**SEG. 1**

1	<b>76 LEY</b> Alex	26.744
2	<b>97 PARK</b> Junesung	26.791
3	<b>8 BALDAN</b> Nicola	26.830
4	<b>7 KIM</b> Hwarang	26.859
5	<b>27 VOLT</b> Ruben	26.863
6	<b>87 PARK</b> Junui	26.893
7	<b>64 LOSONCZY</b> Levente	26.935
8	<b>44 IMBERTI</b> Michele	26.974
9	<b>67 PELLEGRINI</b> Marco	26.981
10	<b>11 ROCCA</b> Paolo	26.999
11	<b>9 POLONI</b> Matteo	27.012
12	<b>17 TAYLOR</b> Nicolas	27.022
13	<b>4 TAVANO</b> Salvatore	27.037
14	<b>38 BARBERI</b> Filippo	27.090
15	<b>82 CIMENES</b> Jacopo	27.118
16	<b>5 BARBERINI</b> Cosimo	27.160
17	<b>90 BABUIN</b> Denis	27.202
18	<b>91 MARTINEZ</b> Luciano	27.236
19	<b>81 REDUZZI</b> Damiano	27.262
20	<b>77 DANOVA</b> Federico	27.298
21	<b>72 PELATTI</b> Sandro	27.366
22	<b>3 GURRIERI</b> Raffaele	27.405
23	<b>12 COVINI</b> Gabriele	27.592
24	<b>69 FOSSATI</b> Tommaso	27.628
25	<b>24 CITERA</b> Antonio	27.646

**SEG. 2**

1	<b>4 TAVANO</b> Salvatore	24.323
2	<b>76 LEY</b> Alex	24.372
3	<b>87 PARK</b> Junui	24.373
4	<b>97 PARK</b> Junesung	24.384
5	<b>9 POLONI</b> Matteo	24.391
6	<b>8 BALDAN</b> Nicola	24.434
7	<b>11 ROCCA</b> Paolo	24.450
8	<b>64 LOSONCZY</b> Levente	24.453
9	<b>17 TAYLOR</b> Nicolas	24.461
10	<b>27 VOLT</b> Ruben	24.472
11	<b>67 PELLEGRINI</b> Marco	24.481
12	<b>44 IMBERTI</b> Michele	24.482
13	<b>7 KIM</b> Hwarang	24.518
14	<b>91 MARTINEZ</b> Luciano	24.527
15	<b>38 BARBERI</b> Filippo	24.537
16	<b>12 COVINI</b> Gabriele	24.538
17	<b>81 REDUZZI</b> Damiano	24.564
18	<b>5 BARBERINI</b> Cosimo	24.602
19	<b>3 GURRIERI</b> Raffaele	24.605
20	<b>90 BABUIN</b> Denis	24.612
21	<b>72 PELATTI</b> Sandro	24.614
22	<b>82 CIMENES</b> Jacopo	24.712
23	<b>77 DANOVA</b> Federico	24.753
24	<b>69 FOSSATI</b> Tommaso	24.831
25	<b>24 CITERA</b> Antonio	24.957

**SEG. 3**

1	<b>27 VOLT</b> Ruben	28.634
2	<b>69 FOSSATI</b> Tommaso	28.660
3	<b>87 PARK</b> Junui	28.675
4	<b>4 TAVANO</b> Salvatore	28.705
5	<b>90 BABUIN</b> Denis	28.725
6	<b>8 BALDAN</b> Nicola	28.735
7	<b>97 PARK</b> Junesung	28.752
8	<b>17 TAYLOR</b> Nicolas	28.754
9	<b>9 POLONI</b> Matteo	28.762
10	<b>67 PELLEGRINI</b> Marco	28.795
11	<b>91 MARTINEZ</b> Luciano	28.799
12	<b>38 BARBERI</b> Filippo	28.838
13	<b>11 ROCCA</b> Paolo	28.840
14	<b>82 CIMENES</b> Jacopo	28.845
15	<b>76 LEY</b> Alex	28.923
16	<b>7 KIM</b> Hwarang	28.938
17	<b>64 LOSONCZY</b> Levente	29.014
18	<b>44 IMBERTI</b> Michele	29.056
19	<b>12 COVINI</b> Gabriele	29.070
20	<b>5 BARBERINI</b> Cosimo	29.140
21	<b>77 DANOVA</b> Federico	29.170
22	<b>3 GURRIERI</b> Raffaele	29.174
23	<b>81 REDUZZI</b> Damiano	29.177
24	<b>72 PELATTI</b> Sandro	29.188
25	<b>24 CITERA</b> Antonio	29.845

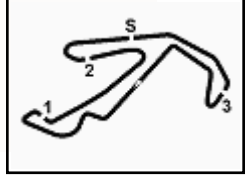
**SEG. 4**

1	<b>76 LEY</b> Alex	22.512
2	<b>8 BALDAN</b> Nicola	22.514
3	<b>97 PARK</b> Junesung	22.567
4	<b>11 ROCCA</b> Paolo	22.672
5	<b>87 PARK</b> Junui	22.735
6	<b>7 KIM</b> Hwarang	22.745
7	<b>64 LOSONCZY</b> Levente	22.745
8	<b>9 POLONI</b> Matteo	22.759
9	<b>82 CIMENES</b> Jacopo	22.759
10	<b>4 TAVANO</b> Salvatore	22.763
11	<b>67 PELLEGRINI</b> Marco	22.771
12	<b>44 IMBERTI</b> Michele	22.780
13	<b>69 FOSSATI</b> Tommaso	22.783
14	<b>91 MARTINEZ</b> Luciano	22.790
15	<b>27 VOLT</b> Ruben	22.801
16	<b>38 BARBERI</b> Filippo	22.824
17	<b>17 TAYLOR</b> Nicolas	22.857
18	<b>5 BARBERINI</b> Cosimo	22.946
19	<b>90 BABUIN</b> Denis	22.951
20	<b>81 REDUZZI</b> Damiano	22.971
21	<b>72 PELATTI</b> Sandro	22.977
22	<b>77 DANOVA</b> Federico	23.105
23	<b>12 COVINI</b> Gabriele	23.162
24	<b>3 GURRIERI</b> Raffaele	23.361
25	<b>24 CITERA</b> Antonio	23.458





5.6



# ACI Racing Weekend Misano, 4-5 Maggio 2024

## TCR Italy - Analisi Tempi Gara 1

Start at 13:33'21.970

1 / 4

3 R. GURRIERI (1'45.220)							
Lap	Seg.1	Seg.2	Seg.3	Seg.4	Lap Time	km/h	Local Time
1		25.750	30.303	23.593	1'58.882	<b>201,1</b>	13:35'20.852
2	27.711	25.110	29.437	23.370	1'45.628	199,6	13:37'06.480
3	<b>27.405</b>	24.657	29.321	23.837	<b>1'45.220</b>	198,2	13:38'51.700
4	28.827	<b>24.605</b>	<b>29.174</b>	23.436	1'46.042	197,4	13:40'37.742
5	28.310	24.641	29.720	23.415	1'46.086	197,4	13:42'23.828
6	27.968	24.828	29.466	23.480	1'45.742	197,4	13:44'09.570
7	28.022	24.941	29.674	23.959	1'46.596	196,7	13:45'56.166
8	28.199	24.726	29.948	23.464	1'46.337	194,2	13:47'42.503
9	27.880	24.956	30.137	23.968	1'46.941	197,4	13:49'29.444
10	28.342	24.933	29.486	23.537	1'46.298	197,1	13:51'15.772
11	27.912	25.125	29.550	23.812	1'46.399	196,4	13:53'02.141
12	27.905	25.043	29.794	23.628	1'46.370	196,4	13:54'48.511
13	28.083	24.998	29.566	<b>23.361</b>	1'46.008	197,4	13:56'34.519
14	28.148	25.073	29.636	23.565	1'46.422	197,8	13:58'20.941
15	28.179	25.074	30.333	23.826	1'47.412	197,4	14:00'08.353
16	28.377	25.081	29.775	23.626	1'46.859	197,1	14:01'55.212
17	28.170	24.994	34.201	26.821	1'54.186	196,4	14:03'49.398
18	31.157	47.776				97,9	

Race Time 30'27.428

8 N. BALDAN (1'42.694)							
Lap	Seg.1	Seg.2	Seg.3	Seg.4	Lap Time	km/h	Local Time
1		24.775	28.888	23.466	1'50.800	<b>200,0</b>	13:35'12.770
2	26.835	24.524	<b>28.735</b>	22.795	1'42.889	<b>200,7</b>	13:36'55.659
3	27.000	<b>24.434</b>	28.833	<b>22.514</b>	1'42.781	199,3	13:38'38.440
4	<b>26.830</b>	24.535	28.799	22.530	<b>1'42.694</b>	198,9	13:40'21.134
5	26.881	24.567	28.853	22.643	1'42.944	198,5	13:42'04.078
6	26.985	24.435	28.843	22.746	1'43.009	198,9	13:43'47.087
7	26.947	24.555	28.975	23.055	1'43.532	198,5	13:45'30.619
8	27.301	24.658	29.200	23.118	1'44.277	198,2	13:47'14.896
9	27.474	24.620	29.308	23.113	1'44.515	198,2	13:48'59.411
10	27.385	24.780	29.199	23.044	1'44.408	198,2	13:50'43.819
11	27.302	24.805	29.803	23.325	1'45.235	197,8	13:52'29.054
12	27.941	25.912	30.432	23.503	1'47.788	197,8	13:54'16.842
13	28.138	32.474	41.948	37.606	2'20.166P	139,2	13:56'37.008
14	1'34.578	47.055	48.306	40.666	3'50.605P	121,6	14:00'27.613

Race Time 27'05.643

9 M. POLONI (1'43.025)							
Lap	Seg.1	Seg.2	Seg.3	Seg.4	Lap Time	km/h	Local Time
1		25.940	29.502	23.597	1'57.067	204,9	13:35'19.037
2	27.532	24.556	<b>28.762</b>	22.997	1'43.847	<b>206,9</b>	13:37'02.884
3	27.072	24.427	28.767	<b>22.759</b>	<b>1'43.025</b>	205,3	13:38'45.909
4	<b>27.012</b>	<b>24.391</b>	29.065	24.003	1'44.471	202,2	13:40'30.380
5	27.519	24.481	28.799	23.178	1'43.977	205,3	13:42'14.357
6	27.782	24.617	29.106	24.130	1'45.635	203,0	13:43'59.992
7	27.720	25.299	29.378	23.303	1'45.700	200,4	13:45'45.692
8	27.653	24.651	29.055	23.337	1'44.696	203,8	13:47'30.388
9	27.960	24.975	29.158	23.179	1'45.272	204,2	13:49'15.660
10	27.719	24.723	29.420	23.313	1'45.175	204,2	13:51'00.835
11	27.875	24.641	29.404	23.429	1'45.349	203,0	13:52'46.184
12	27.919	24.971	29.139	23.342	1'45.371	203,0	13:54'31.555
13	27.865	24.789	29.287	23.191	1'45.132	203,8	13:56'16.687
14	27.790	24.680	29.172	23.253	1'44.895	203,4	13:58'01.582
15	27.803	24.888	29.315	23.307	1'45.313	203,4	13:59'46.895
16	27.946	24.841	29.255	24.667	1'46.709	204,5	14:01'33.604
17	28.345	25.029	30.203	30.245	1'53.822	204,9	14:03'27.426
18	33.591	59.295	56.032			108,4	

Race Time 30'05.456

11 P. ROCCA (1'43.627)							
Lap	Seg.1	Seg.2	Seg.3	Seg.4	Lap Time	km/h	Local Time
1		25.612	29.177	22.833	1'52.677	200,0	13:35'14.647
2	27.430	24.688	<b>28.840</b>	22.869	1'43.827	<b>200,4</b>	13:36'58.474
3	27.285	24.480	29.190	<b>22.672</b>	<b>1'43.627</b>	199,3	13:38'42.101
4	27.460	24.737	28.963	22.834	1'43.994	197,8	13:40'26.095
5	<b>26.999</b>	<b>24.450</b>	29.525	22.949	1'43.923	199,6	13:42'10.018
6	27.455	24.900	29.260	23.356	1'44.971	198,2	13:43'54.989

4 S. TAVANO (1'43.010)							
Lap	Seg.1	Seg.2	Seg.3	Seg.4	Lap Time	km/h	Local Time
1		24.530	28.977	23.293	1'51.004	<b>200,7</b>	13:35'12.974
2	27.176	<b>24.323</b>	28.813	23.853	1'44.165	199,6	13:36'57.139
3	27.204	24.338	<b>28.705</b>	<b>22.763</b>	<b>1'43.010</b>	198,9	13:38'40.149
4	<b>27.037</b>	24.637	28.962	22.917	1'43.553	198,9	13:40'23.702
5	27.075	25.191	29.707	23.050	1'45.023	197,1	13:42'08.725
6	27.832	24.869	29.064	22.978	1'44.743	198,2	13:43'53.468
7	27.336	24.524	29.751	23.312	1'44.923	194,9	13:45'38.391
8	27.456	24.738	29.049	23.275	1'44.518	198,9	13:47'22.909
9	27.757	24.580	29.325	23.169	1'44.831	198,2	13:49'07.740
10	27.526	24.612	29.212	23.550	1'44.900	198,2	13:50'52.640
11	27.480	24.662	29.144	24.289	1'45.575	198,5	13:52'38.215
12	28.214	24.971	29.355	23.419	1'45.959	198,9	13:54'24.174
13	27.587	24.765	29.417	23.361	1'45.130	198,2	13:56'09.304
14	27.769	24.671	29.078	23.365	1'44.883	198,9	13:57'54.187
15	27.560	24.642	29.355	23.169	1'44.726	198,9	13:59'38.913
16	27.453	24.646	29.135	23.282	1'44.516	198,9	14:01'23.429
17	27.839	24.634	31.030	23.513	1'47.016	198,5	14:03'10.445
18	47.098	58.066	54.933			106,7	

Race Time 29'48.475

5 C. BARBERINI (1'44.172)							
Lap	Seg.1	Seg.2	Seg.3	Seg.4	Lap Time	km/h	Local Time
1		26.222	29.611	23.505	1'57.761	197,1	13:35'19.731
2	27.672	25.180	29.167	23.073	1'45.092	197,8	13:37'04.823
3	27.211	24.938	<b>29.140</b>	<b>22.946</b>	1'44.235	196,7	13:38'49.058
4	<b>27.160</b>	<b>24.602</b>	29.150	23.260	<b>1'44.172</b>	196,4	13:40'33.230
5	27.483	24.674	29.185	23.125	1'44.467	196,7	13:42'17.697
6	27.716	24.748	29.627	23.299	1'45.390	196,7	13:44'03.087
7	27.768	25.071	29.696	24.739	1'47.274	196,7	13:45'50.361
8	28.198	25.058	29.865	23.323	1'46.444	193,9	13:47'36.805
9	27.791	24.882	29.249	23.524	1'45.446	197,1	13:49'22.251
10	27.801	24.786	29.738	23.829	1'46.154	197,4	13:51'08.405
11	27.660	25.117	29.883	23.906	1'46.566	196,7	13:52'54.971
12	28.922	25.364	29.915	24.509	1'48.710	<b>198,5</b>	13:54'43.681
13	28.177	25.292	29.917	23.823	1'47.209	197,1	13:56'30.890
14	28.296	25.532	39.619	44.922	2'18.369P	132,2	13:58'49.259

Race Time 25'27.289

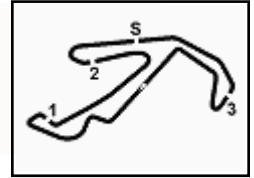
7 H. KIM (1'43.349)							
Lap	Seg.1	Seg.2	Seg.3	Seg.4	Lap Time	km/h	Local Time
1		24.747	29.096	22.920	1'50.022	<b>197,4</b>	13:35'11.992
2	<b>26.859</b>	24.739	29.050	22.782	1'43.430	196,7	13:36'55.422

04/05/2024

P = Pits In/Out - C = Lap Time Cancelled



Powered by FICR PERUGIA TIMING



ACI Racing Weekend Misano, 4-5 Maggio 2024 TCR Italy - Analisi TempI Gara 1

Start at 13:33'21.970

Misano Circuit Sic 58.4.226 m

2 / 4

12 G. COVINI (1'45.051)

Table with 8 columns: Lap, Seg.1, Seg.2, Seg.3, Seg.4, Lap Time, km/h, Local Time. Data for 3 laps.

Race Time 10'33.019

Table with 8 columns: Lap, Seg.1, Seg.2, Seg.3, Seg.4, Lap Time, km/h, Local Time. Data for laps 14, 15, 16, 17.

Race Time 31'01.914 + 25.000Pen

17 N. TAYLOR (1'43.144)

Table with 8 columns: Lap, Seg.1, Seg.2, Seg.3, Seg.4, Lap Time, km/h, Local Time. Data for 18 laps.

Race Time 30'06.441

38 F. BARBERI (1'43.502)

Table with 8 columns: Lap, Seg.1, Seg.2, Seg.3, Seg.4, Lap Time, km/h, Local Time. Data for 18 laps.

Race Time 30'10.369 + 25.000Pen

24 A. CITERA (1'46.445)

Table with 8 columns: Lap, Seg.1, Seg.2, Seg.3, Seg.4, Lap Time, km/h, Local Time. Data for 17 laps.

Race Time 31'17.260

44 M. IMBERTI (1'43.438)

Table with 8 columns: Lap, Seg.1, Seg.2, Seg.3, Seg.4, Lap Time, km/h, Local Time. Data for 17 laps.

Race Time 28'00.004

27 R. VOLT (1'42.951)

Table with 8 columns: Lap, Seg.1, Seg.2, Seg.3, Seg.4, Lap Time, km/h, Local Time. Data for 13 laps.

Race Time 31'17.260

64 L. LOSONCZY (1'43.170)

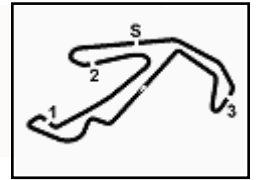
Table with 8 columns: Lap, Seg.1, Seg.2, Seg.3, Seg.4, Lap Time, km/h, Local Time. Data for 15 laps.

04/05/2024 P = Pits In/Out - C = Lap Time Cancelled



Powered by FICr PERUGIA TIMING





## ACI Racing Weekend Misano, 4-5 Maggio 2024

### TCR Italy - Analisi Tempi Gara 1

Misano Circuit Sic 58 4.226 m

**3 / 4**

Start at 13:33'21.970

16	27.809	25.019	29.991	24.028	1'46.847	196,7	14:03'15.615
17	42.695	58.313	54.815			106,5	

Race Time 29'41.966

Race Time 29'53.645

67 M. PELLEGRINI (1'43.454)							
Lap	Seg.1	Seg.2	Seg.3	Seg.4	Lap Time	km/h	Local Time
1		25.085	29.334	23.741	1'55.136	196,0	13:35'17.106
2	27.278	24.610	<b>28.795</b>	<b>22.771</b>	<b>1'43.454</b>	198,5	13:37'00.560
3	<b>26.981</b>	24.615	28.928	22.975	1'43.499	<b>199,3</b>	13:38'44.059
4	27.230	24.816	29.956	23.727	1'45.729	197,8	13:40'29.788
5	27.280	<b>24.481</b>	28.874	23.459	1'44.094	198,9	13:42'13.882
6	27.537	24.856	29.013	24.064	1'45.470	198,9	13:43'59.352
7	28.307	25.462	30.962	23.629	1'48.360	196,4	13:45'47.712
8	28.012	24.825	29.660	23.956	1'46.453	198,5	13:47'34.165
9	28.529	31.028	31.514	3'33.736	5'04.807P	188,8	13:52'38.972
10	46.398	31.261	34.999			170,6	

Race Time 19'17.002

69 T. FOSSATI (1'45.470)							
Lap	Seg.1	Seg.2	Seg.3	Seg.4	Lap Time	km/h	Local Time
1		25.964	29.462	23.455	1'56.686	196,0	13:35'18.656
2	28.403	25.310	28.974	<b>22.783</b>	<b>1'45.470</b>	<b>197,8</b>	13:37'04.126
3	<b>27.628</b>	<b>24.831</b>	<b>28.660</b>			197,4	

Race Time 3'42.156

72 S. PELATTI (1'44.353)							
Lap	Seg.1	Seg.2	Seg.3	Seg.4	Lap Time	km/h	Local Time
1		25.464	29.883	23.608	1'55.739	198,2	13:35'17.709
2	27.565	24.623	<b>29.188</b>	<b>22.977</b>	<b>1'44.353</b>	<b>199,3</b>	13:37'02.062
3	<b>27.366</b>	<b>24.614</b>	29.678	23.016	1'44.674	<b>199,3</b>	13:38'46.736
4	27.462	24.781	29.490	23.632	1'45.365	197,4	13:40'32.101
5	27.506	24.706			1'44.819	197,4	13:42'16.920
6	27.484	24.917	29.453	23.267	1'45.121	197,4	13:44'02.041
7	27.849	25.729	29.679	24.075	1'47.332	198,2	13:45'49.373
8	27.754	25.084	29.693	23.246	1'45.777	197,4	13:47'35.150
9	28.068	25.083	29.954	23.524	1'46.629	197,8	13:49'21.779
10	27.881	24.749	29.746	23.919	1'46.295	197,4	13:51'08.074
11	27.814	24.958	29.901	23.661	1'46.334	197,1	13:52'54.408
12	27.639	25.028	30.016	23.625	1'46.308	196,0	13:54'40.716
13	27.781	25.100	29.722	23.718	1'46.321	196,7	13:56'27.037
14	27.918	25.072	29.885	23.430	1'46.305	196,7	13:58'13.342
15	27.659	25.280	29.756	23.533	1'46.228	196,4	13:59'59.570
16	28.178	25.470	29.607	23.486	1'46.741	197,1	14:01'46.311
17	28.104	25.090	30.553	27.951	1'51.698	196,7	14:03'38.009
18	30.413	56.785				112,7	

Race Time 30'16.039

76 A. LEY (1'42.561)							
Lap	Seg.1	Seg.2	Seg.3	Seg.4	Lap Time	km/h	Local Time
1		24.732	28.947	22.859	1'49.027	194,6	13:35'10.997
2	26.949	24.728	<b>28.923</b>	22.877	1'43.477	195,7	13:36'54.474
3	<b>26.744</b>	<b>24.372</b>	28.933	<b>22.512</b>	<b>1'42.561</b>	194,6	13:38'37.035
4	26.985	24.381	28.967	22.662	1'42.995	194,6	13:40'20.030
5	26.763	24.661	29.239	22.526	1'43.189	194,2	13:42'03.219
6	26.936	24.514	29.054	22.559	1'43.063	193,9	13:43'46.282
7	27.341	25.311	29.558	23.205	1'45.415	195,7	13:45'31.697
8	27.456	24.646	29.312	23.100	1'44.514	195,7	13:47'16.211
9	27.283	24.797	29.458	23.089	1'44.627	195,7	13:49'00.838
10	27.378	24.624	29.317	23.056	1'44.375	195,7	13:50'45.213
11	27.675	24.995	30.015	23.657	1'46.342	195,7	13:52'31.555
12	28.353	25.165	29.833	23.570	1'46.921	195,3	13:54'18.476
13	28.068	25.430	30.297	23.894	1'47.689	194,9	13:56'06.165
14	27.944	25.170	29.233	22.917	1'45.264	195,3	13:57'51.429
15	27.263	24.699	29.195	22.931	1'44.088	195,7	13:59'35.517
16	27.117	24.806	29.262	23.130	1'44.315	195,3	14:01'19.832
17	27.282	24.615	29.188	23.019	1'44.104	<b>196,4</b>	14:03'03.936
18	51.719	57.919	55.369			108,2	

04/05/2024

P = Pits In/Out - C = Lap Time Cancelled

77 F. DANOVA (1'44.465)							
Lap	Seg.1	Seg.2	Seg.3	Seg.4	Lap Time	km/h	Local Time
1		25.803	29.985	23.600	1'58.114	<b>196,4</b>	13:35'20.084
2	27.600	25.161	29.751	23.113	1'45.625	194,9	13:37'05.709
3	<b>27.298</b>	<b>24.753</b>	29.231	23.183	<b>1'44.465</b>	193,5	13:38'50.174
4	27.333	24.762	<b>29.170</b>	23.452	1'44.717	193,9	13:40'34.891
5	27.359	24.830	29.246	<b>23.105</b>	1'44.540	193,5	13:42'19.431
6	27.575	24.947	29.642	23.871	1'46.035	194,6	13:44'05.466
7	27.709	24.875	29.380	23.782	1'45.746	193,9	13:45'51.212
8	27.817	25.405	29.667	23.419	1'46.308	193,9	13:47'37.520
9	27.678	24.909	29.510	23.764	1'45.861	194,2	13:49'23.381
10	27.488	25.112	29.568	23.513	1'45.681	193,9	13:51'09.062
11	27.612	25.078	29.617	23.680	1'45.987	194,2	13:52'55.049
12	28.407	24.955	29.521	23.587	1'46.470	192,9	13:54'41.519
13	27.654	25.041	29.615	23.482	1'45.792	194,6	13:56'27.311
14	27.932	25.235	29.746	23.648	1'46.561	193,5	13:58'13.872
15	27.639	25.178	29.781	23.653	1'46.251	194,2	14:00'00.123
16	27.854	25.321	29.879	23.657	1'46.711	193,5	14:01'46.834
17	28.007	25.141	30.992	28.392	1'52.532	194,2	14:03'39.366
18	30.265	56.328				120,0	

Race Time 30'17.396

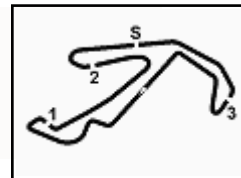
81 D. REDUZZI (1'44.633)							
Lap	Seg.1	Seg.2	Seg.3	Seg.4	Lap Time	km/h	Local Time
1		25.729	29.604	23.519	1'55.963	194,9	13:35'17.933
2	27.568	24.888	<b>29.177</b>	23.084	1'44.717	<b>197,1</b>	13:37'02.650
3	27.881	<b>24.564</b>	29.217	<b>22.971</b>	<b>1'44.633</b>	<b>196,4</b>	13:38'47.283
4	<b>27.262</b>	24.841	29.266	23.857	1'45.226	<b>197,1</b>	13:40'32.509
5	27.513	24.705	29.179	23.262	1'44.659	196,4	13:42'17.168
6	27.610	24.957	29.567	23.130	1'45.264	196,4	13:44'02.432
7	27.532	25.323	29.472	54.075	2'16.402P	195,3	13:46'18.834

Race Time 12'56.864

82 J. CIMENES (1'43.633)							
Lap	Seg.1	Seg.2	Seg.3	Seg.4	Lap Time	km/h	Local Time
1		25.684	29.065	23.061	1'53.557	197,8	13:35'15.527
2	27.321	24.843	<b>28.845</b>	22.828	1'43.837	198,5	13:36'59.364
3	27.160	<b>24.712</b>	28.950	22.811	<b>1'43.633</b>	198,2	13:38'42.997
4	27.284	24.948	29.692	32.063	1'53.987	198,5	13:40'36.984
5	29.227	30.908	36.819	48.211	2'25.165P	160,7	13:43'02.149
6	1'25.907	28.706	29.644	24.467	2'48.724P	197,1	13:45'50.873
7	27.803	25.095	29.321	<b>22.759</b>	1'44.978	198,5	13:47'35.851
8	27.540	24.970	29.172	22.877	1'44.559	195,7	13:49'20.410
9	27.165	24.786	29.196	22.961	1'44.108	196,7	13:51'04.518
10	<b>27.118</b>	24.731	29.087	23.025	1'43.961	197,8	13:52'48.479
11	27.365	24.757	29.287	23.168	1'44.577	197,1	13:54'33.056
12	27.568	25.110	29.373	23.982	1'46.033	198,5	13:56'19.089
13	27.516	24.822	29.111	23.146	1'44.595	197,8	13:58'03.684
14	27.578	24.919	29.003	23.490	1'44.990	198,9	13:59'48.674
15	28.197	24.995	29.212	23.433	1'45.837	<b>200,0</b>	14:01'34.511
16	28.096	25.073	30.568	31.899	1'55.636	198,2	14:03'30.147
17	34.508	58.472	56.714			104,7	

Race Time 30'08.177

87 J. PARK (1'43.182)							
Lap	Seg.1	Seg.2	Seg.3	Seg.4	Lap Time	km/h	Local Time
1		24.775	28.743	23.211	1'51.304	<b>198,9</b>	13:35'13.274
2	27.091	<b>24.373</b>	28.727	23.809	1'44.000	198,2	13:36'57.274
3	27.243	24.529	<b>28.675</b>	<b>22.735</b>	<b>1'43.182</b>	197,4	13:38'40.456
4	<b>26.893</b>	24.677	29.310	22.929	1'43.809	195,7	13:40'24.265
5	27.127	24.735	29.100	23.275	1'44.237	195,7	13:42'08.502
6	27.656	24.915	29.062	23.047	1'44.680	195,3	13:43'53.182
7	26.971	24.710	29.115	22.909	1'43.705	195,3	13:45'36.887
8	27.202	24.562	29.178	23.076	1'44.018	195,7	13:47'20.905
9	27.376	24.716	29.466	23.311	1'44.869	196,0	13:49'05.774



Misano Circuit Sic 58 4.226 m

**ACI Racing Weekend Misano, 4-5 Maggio 2024**
**TCR Italy - Analisi Tempi Gara 1**

Start at 13:33'21.970

**4 / 4**

10	27.606	24.762	29.521	23.479	1'45.368	196,4	13:50'51.142	10	1'59.076	25.050	29.454	22.837	3'16.417P	194,2	13:53'42.838
11	27.730	24.889	29.556	24.142	1'46.317	195,3	13:52'37.459	11	26.879	24.502	29.115	22.603	<b>1'43.099</b>	196,0	13:55'25.937
12	27.767	24.837	29.509	23.583	1'45.696	194,6	13:54'23.155	12	26.953	24.400	28.919	22.834	1'43.106	196,0	13:57'09.043
13	27.510	25.005	29.948	24.376	1'46.839	196,0	13:56'09.994	13	27.239	24.595	29.185	22.798	1'43.817	195,7	13:58'52.860
14	28.035	24.842	29.671	23.768	1'46.316	195,7	13:57'56.310	14	27.402	24.604	29.186	22.973	1'44.165	195,3	14:00'37.025
15	27.983	24.947	29.699	23.552	1'46.181	195,7	13:59'42.491	15	27.286	24.679	29.136	23.007	1'44.108	195,7	14:02'21.133
16	28.554	25.189	29.976	23.611	1'47.330	195,7	14:01'29.821	16	27.396	24.640	29.632	23.146	1'44.814	195,3	14:04'05.947
17	28.358	24.953	30.092	25.591	1'48.994	194,9	14:03'18.815	17	27.504	35.295				101,5	
18	40.381	58.706	54.600				107,2								Race Time 30'43.977

Race Time 29'56.845

**90 D. BABUIN (1'43.600)**

Lap	Seg.1	Seg.2	Seg.3	Seg.4	Lap Time	km/h	Local Time
1		25.601	28.777	23.317	1'52.418	200,4	13:35'14.388
2	<b>27.202</b>	<b>24.612</b>	<b>28.725</b>	23.061	<b>1'43.600</b>	<b>202,2</b>	13:36'57.988
3	27.213	24.614	28.957	<b>22.951</b>	1'43.735	200,4	13:38'41.723
4	27.971	25.291	29.734	23.197	1'46.193	197,8	13:40'27.916
5	27.472	24.710	29.103	23.235	1'44.520	201,1	13:42'12.436
6	27.701	25.093	29.220	23.409	1'45.423	198,9	13:43'57.859
7	27.930	24.842	29.364	23.469	1'45.605	197,4	13:45'43.464
8	27.738	24.789	29.370	23.308	1'45.205	199,3	13:47'28.669
9	27.816	25.372	29.416	23.306	1'45.910	198,9	13:49'14.579
10	27.683	24.652	29.779	23.472	1'45.586	199,3	13:51'00.165
11	27.641	24.872	29.534	23.490	1'45.537	200,0	13:52'45.702
12	27.706	24.747	29.250	23.515	1'45.218	199,3	13:54'30.920
13	27.806	24.885	30.214	23.646	1'46.551	200,4	13:56'17.471
14	27.923	24.714	29.339	23.591	1'45.567	199,6	13:58'03.038
15	27.805	24.787	29.209	23.600	1'45.401	200,4	13:59'48.439
16	28.222	24.809	29.311	23.507	1'45.849	200,4	14:01'34.288
17	28.096	25.024	30.553	31.760	1'55.433	201,5	14:03'29.721
18	34.271	58.372	56.791			112,0	

Race Time 30'07.751

**91 L. MARTINEZ (1'43.771)**

Lap	Seg.1	Seg.2	Seg.3	Seg.4	Lap Time	km/h	Local Time
1		26.290	30.161	23.307	1'57.206	<b>200,7</b>	13:35'19.176
2	27.742	25.086	28.802	<b>22.790</b>	1'44.420	199,6	13:37'03.596
3	27.801	24.843	<b>28.799</b>	26.756	1'48.199	199,3	13:38'51.795
4	27.488	24.604	29.063	23.006	1'44.161	198,9	13:40'35.956
5	<b>27.236</b>	<b>24.527</b>	29.010	22.998	<b>1'43.771</b>	198,9	13:42'19.727
6	27.660	24.760	29.265	23.691	1'45.376	199,6	13:44'05.103
7	27.526	24.602	29.420	23.975	1'45.523	199,6	13:45'50.626
8	27.708	24.968	31.195	23.544	1'47.415	197,4	13:47'38.041
9	27.791	24.975	29.313	23.695	1'45.774	198,9	13:49'23.815
10	27.892	25.081	29.589	23.491	1'46.053	198,2	13:51'09.868
11	27.758	24.993	29.367	23.554	1'45.672	198,5	13:52'55.540
12	28.216	25.704	29.890	23.904	1'47.714	198,5	13:54'43.254
13	28.030	25.140	29.503	23.954	1'46.627	198,2	13:56'29.881
14	27.660	25.090	29.540	23.804	1'46.094	197,8	13:58'15.975
15	27.842	25.143	30.094	23.605	1'46.684	197,1	14:00'02.659
16	27.966	25.217	29.499	24.617	1'47.299	197,4	14:01'49.958
17	27.905	25.307	30.609	26.700	1'50.521	197,4	14:03'40.479
18	31.966	54.451				97,0	

Race Time 30'18.509

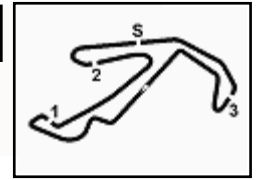
**97 J. PARK (1'43.099)**

Lap	Seg.1	Seg.2	Seg.3	Seg.4	Lap Time	km/h	Local Time
1		25.384	28.918	22.885	1'52.427	197,4	13:35'14.397
2	27.388	24.673	<b>28.752</b>	22.999	1'43.812	<b>198,9</b>	13:36'58.209
3	27.202	24.519	29.192	22.741	1'43.654	196,7	13:38'41.863
4	27.429	24.457	29.007	<b>22.567</b>	1'43.460	197,4	13:40'25.323
5	<b>26.791</b>	<b>24.384</b>	29.373	23.074	1'43.622	196,4	13:42'08.945
6	27.711	24.878	29.222	22.928	1'44.739	196,4	13:43'53.684
7	27.281	24.488	29.246	22.997	1'44.012	195,3	13:45'37.696
8	27.162	24.435	29.055	22.993	1'43.645	197,1	13:47'21.341
9	33.705	46.960	57.768	46.647	3'05.080P	101,2	13:50'26.421

04/05/2024

P = Pits In/Out - C = Lap Time Cancelled





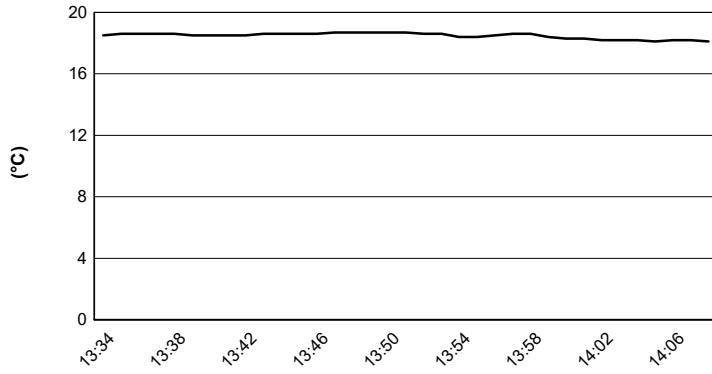
Misano Circuit Sic 58 4.226 m

# ACI Racing Weekend Misano, 4-5 Maggio 2024

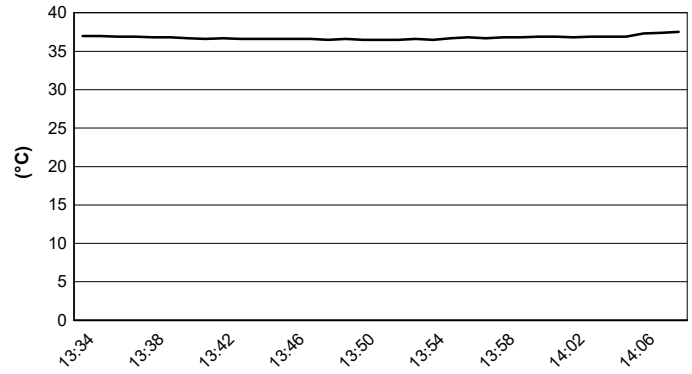
## TCR Italy - Meteo Gara 1

Session started 13:34 - Session ended 14:08

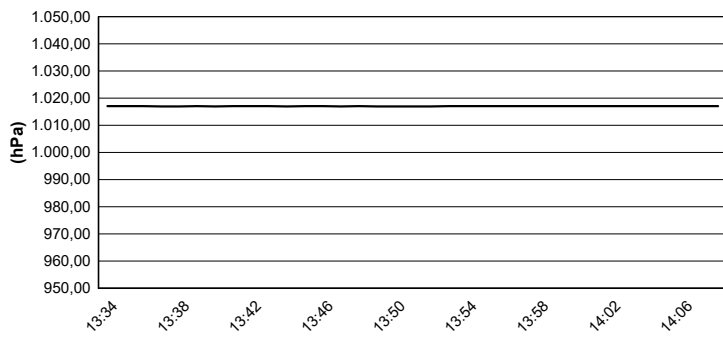
### Air Temperature



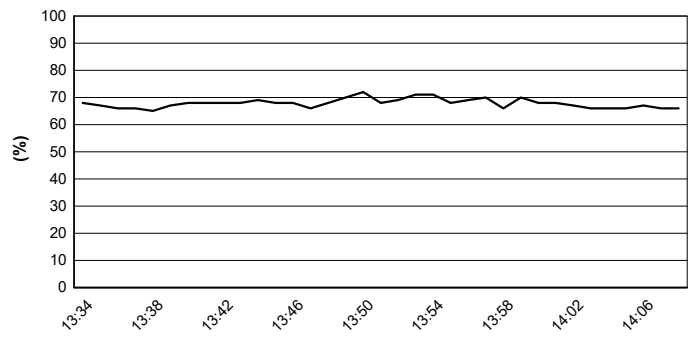
### Track Temperature



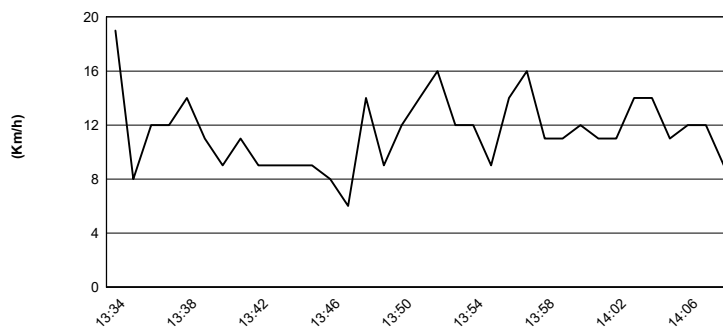
### Air Pressure



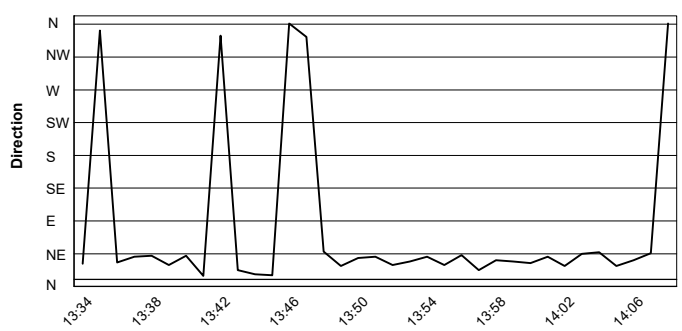
### Humidity



### Wind Speed

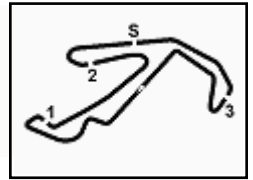


### Wind Direction



04/05/2024





# ACI Racing Weekend Misano, 4-5 Maggio 2024

## TCR Italy - Griglia Gara 1 (Duration: 35' +1 Lap)

13	9	<b>POLONI M.</b> Audi		
12	3	<b>GURRIERI R.</b> Girasole Cupra <b>1'43.613</b>	24	<b>CITERA A.</b> RTM Motorsport Honda <b>1'45.395</b>
11	81	<b>REDUZZI D.</b> Trico WRT Hyundai <b>1'42.170</b>	77	<b>DANOVA F.</b> MM Motorsport Honda <b>1'42.268</b>
10	67	<b>PELLEGRINI M.</b> Pinetti Motorsport Audi <b>1'42.002</b>	91	<b>MARTINEZ L.</b> Pinetti Motorsport Audi <b>1'42.152</b>
9	69	<b>FOSSATI T.</b> FOX Racing Team Audi <b>1'41.884</b>	5	<b>BARBERINI C.</b> NOS Cupra <b>1'41.923</b>
8	72	<b>PELATTI S.</b> PMA Motorsport Audi <b>1'41.828</b>	12	<b>COVINI G.</b> Hyundai <b>1'41.869</b>
7	64	<b>LOSONCZY L.</b> ALM Motorsport Honda <b>1'41.458</b>	38	<b>BARBERI F.</b> Aikoa Racing Audi <b>1'41.763</b>
6	97	<b>PARK J.</b> Solite Indigo Racing Hyundai <b>1'41.223</b>	90	<b>BABUIN D.</b> Planet Motorsport Audi <b>1'41.338</b>
5	11	<b>ROCCA P.</b> ALM Motorsport Honda <b>1'40.999</b>	44	<b>IMBERTI M.</b> Hyundai <b>1'41.048</b>
4	87	<b>PARK J.</b> Solite Indigo Racing Hyundai <b>1'40.796</b>	82	<b>CIMENES J.</b> MM Motorsport Honda <b>1'40.988</b>
3	27	<b>VOLT R.</b> ALM Motorsport Honda <b>1'40.603</b>	4	<b>TAVANO S.</b> Girasole Cupra <b>1'40.642</b>
2	7	<b>KIM H.</b> Target Hyundai <b>1'40.523</b>	8	<b>BALDAN N.</b> Aikoa Racing Audi <b>1'40.564</b>
1	76	<b>LEY A.</b> Target Hyundai <b>1'40.158</b>	17	<b>TAYLOR N.</b> PMA Motorsport Audi <b>1'40.474</b>

